





















Tube to Tube		Page	EO	EMB	VOLZ	VOSS	WALPRO
	DU 15 Straight Union	15	G	E	G-V	111... 112...	P-GV
	DL 15 Union Elbow	15	W	F	W-V	119... 120...	P-WV
	DUR 16 Reducing Union	16	GR	ER	GR-V		P-GV
	DT 17 Union Tee	17	T	G	T-V	133... 134...	P-TV
	DC 17 Union Cross	17	K	H	K-V	135... 136...	P-KV
	DTR 18 Reducing Tee	18	TR	GR			P-TV
	DBU 19 Bulkhead Union	19	SV	K	GS-V	137...	P-GSV
	DBUW 19 Welding Bulkhead Union	19	ESV	N	ES-V	141...	P-ESV
	DBL 20 Bulkhead Union Elbow	20	WSV	L	WS-V	138...	P-WSV

Tube to Female Port



	DOM-U / M 21 Male Connector (UNF / Metric) with O-Ring	GE-UNF / UN GEO	A / UNF / UN A / O		182...	P-GEV..U P-GEV..M-FO.F
	DMC-G 22 Male Connector (BSP Tapered)	GE-R	AP-R	GE-V..RK	103...104...	P-GEV..RK
	DMC-R 23 Male Connector (BSP Parallel)	GE-R	A-R	GE-V..R	110...	P-GEV..R
	DMC-M 24 Male Connector (Metric)	GE-M	A-M	GE-V..M	109...	P-GEV..M
	DMC-GED 25 Male Connector (BSP Parallel) with ED-Ring	GE-R-ED	A-RWD	GE-V..RWD	184...	P-GEV..R-WD
	DMC-MED 26 Male Connector (Metric) with ED-Ring	GE-M-ED	A-MWD	GE-V..MWD	184...	P-GEV..M-WD
	DMC-N 27 Male Connector (NPT)	GE-NPT	A/NPT	GE-V..NPT	105...106	P-GEV..NPT
	DLM-R / M 28 Male Elbow (BSP Tapered / Metric)	WE-R -M	B-R -M	WE-V..R ..M	115...116... 113...114...	P-WEV..RK ..MK

Tube to Male Thread		Page	EO	EMB	VOLZ	VOSS	WALPRO
	DFC-G / M 29 Female Connector (BSP Parallel / Metric)	29	GAI-R -M	AL-R -M	GAIV..R ..M	144... 143...	P-GAV..R ..M

Tube to Tube Port (Adjustable Fittings)

	DLA 30 Adjustable Elbow	30	EVW	VB	EW-V	158...	P-EWV-SV
	DBTA 30 Adjustable Branch Tee	30	EVT	VC	ET-V	160...	P-ETV-SV
	DRTA 31 Adjustable Run Tee	31	EVL	VD	EL-V	162...	P-ELV-SV
	DEW 31 Swivel Adjustable Elbow	31	EW	VBDKO	EWVD		P-EWVD
	DET 32 Swivel Adjustable Branch Tee	32	ET	VCDKO	ETVD		P-ETVD
	DEL 32 Swivel Adjustable Run Tee	32	EL	VDDKO	ELVD		P-ELVD
	DKOR 33 Stand Pipe Reducer	33	KOR	RL,RS			
	DR 34 Reducer	34	KOR		KOR-V	148...78	P-REDV-SV
	DRED 35 Swivel Reducing Tube Adaptor	35	RED	RLDKO RSDKO	REDV		P-REDVD

Tube Port To Female Port






	DA-GED / MED 36 Adaptor (BSP Parallel / Metric) with ED-Ring	36	EVGE-R-ED -M-ED	VA-RWD -MWD	EG-V ..RWD ..MWD	177... 174...	P-EGES..R-WD-SV ..M-WD-SV
	DEGE-G / M 37 Swivel Adaptor (BSP Parallel / Metric) with ED-Ring	37	EGE-R-ED -M-ED	VADKO-RWD MWD	EGVD ..RWD ..MWD		EGESD..R-WD ..M..WD

Tube Fittings for DIN 2353 & ISO 8434 part1






Tube Port to Tube Port





	Page	EO	EMB	VOLZ	VOSS	WALPRO
 DUE 38 Swivel Union		GE	EDKO	EDKV		SNV

Banjo Fittings





 DSWVE-G / M 39 Banjo Fitting (BSP Parallel / Metric)	SWVE-R -M	SBD-R -M		152.../153... 150.../151...	
 DWH-G / M 40 High Pressure Banjo Fitting (BSP Parallel / Metric)	WH-R -M	SBE-R -M	EWHV...R -...M	157... 155...	P-RSWV..R ..M
 DTH-G / M 41 High Pressure Banjo Fitting (BSP Parallel / Metric)	TH-R -M	SGE-R -M	ETHV...R -...M		P-RSTV..R ..V
 DSVW-G / M 42 Throttlefree Banjo Fitting (BSP Parallel / Metric)	DSVW-R -M	SB-R -B			
 DSVT-G / M 43 Throttlefree Banjo Fitting (BSP Parallel / Metric)	DSVT-R -M	SG-R -M			

Gauge Connector & Test Couplings





 DGC-G 44 Pressure Gauge Connector (BSP Parallel)	MAV	O	MA-V...R	142...	V-MAV...R
 DGE-G 44 Swivel Gauge Adaptor (BSP Parallel)	MAVE	VODKO	MAVD...R		EMASD...
 DGA-G 44 Gauge Adaptor (BSP Parallel)			MAEV...R		P-EMAS...R-SV
 DGMA 45 Tee Test Coupling with Threaded Connection M16	GMA3				
 DEMA 45 Test Coupling with Threaded Connection M16	EMA3				

Weld Fittings		Page	EO	EMB	VOLZ	VOSS	WALPRO
	DAS 46 Welding Connector	46	AS	V	GAS-V	139...	P-ASV
	DASK 46 Welding Connector	46	ASK	ESNO	ASKK..OD		
	DAK 47 Welding Nipple	47	SKA	SNO	SK-A..OD	070...	SN
	DAK 47 Reducing Welding Nipple	47	SKAR	SNR			



Male & Female Adaptors

	H-MFAD 49 Male Female Adaptor	49	RI	RI	RIAS	149...	RED
	H-MFAE 49 Male Female Adaptor	49	RI	RI	RIBS	149...	RED
	H-MFAD-ED 50 Male Female Adaptor with ED-Ring	50	RI-ED	RI-WD	RIAS..WD		RED..WD
	H-MFAE-ED 50 Male Female Adaptor with ED-Ring	50	RI-ED	RI-WD	RIBS..WD		RED..WD





Plugs and Caps

	DVSTI-GED/MED 51 Blanking Plug (BSP Parallel / Metric) with ED-Ring for ports	51	VSIT R-ED M-ED	VSCH -RWD -MWD	VSCH..WD	189...	
	DVSTI 51 Blanking Plug (Metric) with O-Ring for ports	51	VSIT M-OR				
	DVKA 52 Blanking Plug with O-Ring	52	VKA	STO-O	VSTO...OD		VS...
	DCA 52 Tube Cap	52	ROV	VSCHK	EVSV		




Plugs and Caps

	DIL 53 Tube Insert	53	VH	VSH	VS-H	020...	EH
	N- 53 Bulkhead Lock Nut	53	GM	GM	G-M	080...	

Tube Fittings for DIN 2353 & ISO 8434 part1

Spare Parts		Page	EO	EMB	VOLZ	VOSS	WALPRO
	DKA 54 Sealing Ring for DWH / DTH and DSWVE		DKA	DKA	DKRA	080...	
	DKAZ 54 Sealing Ring for DSVW and DSVT		DKAZ	DKAD		081...	
	DKI 54 Sealing Ring for DGC / DGE and DGA		DKI	DKI	DKRI	080...	DKR
	KP-B-S 54 ED-Ring		ED		WD-R		
	KP-B-DS 54 O-Ring		OR		OD-R		
	DN 55 Nut		M	M	Ü-M	004	M
	DS 55 Cutting Ring		DPR	S	S-DR	007...	S-R P-R

Ball Valves

	BVDT-L/S 58 Ball Valves	KH...					P-KHV...
	BVDF-G 58 Ball Valves	KH...					KH-R...
	BVDF-N 58 Ball Valves	KH...NPT					

Non Return Valves




	DCV 59 Non Return Valves	RHD	RD	RS-V	600...	P-RV
	DCV-GED-L/S MED-L/S 60 Non Return Valves	RHV-R-ED -M-ED	RV-RWD -MWD	RSVV...RWD -..MWD	602... 601...	P-RVV...R-WD ...M-WD
	DCV-L/S-GED L/S-MED 61 Non Return Valves	RHZ-R-ED -M-ED	RZ-RWD -MWD	RSVZ...RWD -..MWD	604... 603...	P-RVZ...R-WD ...M-WD

Illustration chart for reference only

TEL 02267521209 Email.: sales@armkopipefittings.com